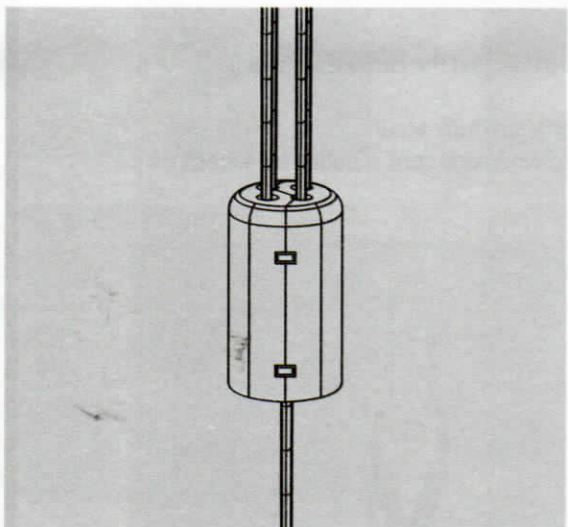
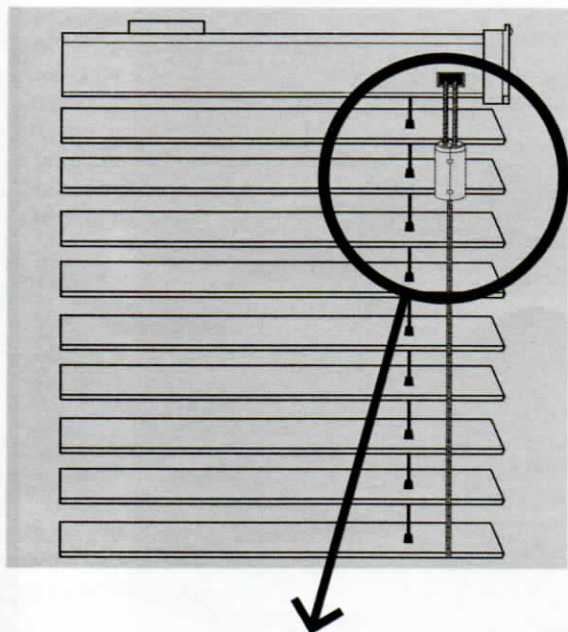


## BREAKAWAY CORD CONDENSER

Breakaway cord condenser is pre-fitted to the lift cords so that when a horizontal force is applied to the cords entering the condenser it safely breaks away eliminating any hazardous loops.



If the cord condenser is pulled apart:

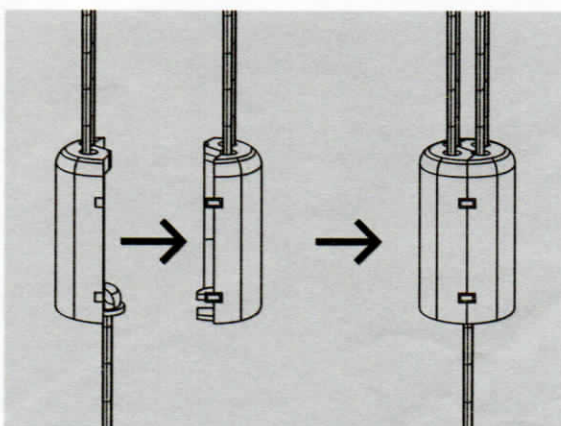
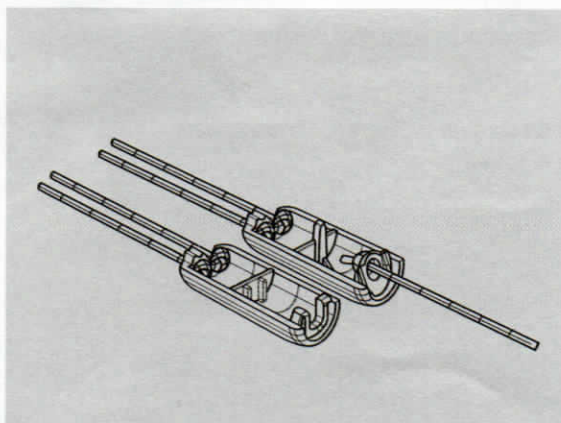
Untangle and untwist cords.

**For 2 cords:** Press the cord condenser together until it is fully closed.

**For 3 cords:** Place the loose cord in the opening in one half of the cord condenser and press the cord condenser together until it is fully closed.

**For 4 cords:** Place one of the loose cords in the opening in one half of the cord condenser, the remaining loose cord in the opening in the other half and press the cord condenser together until it is fully closed.

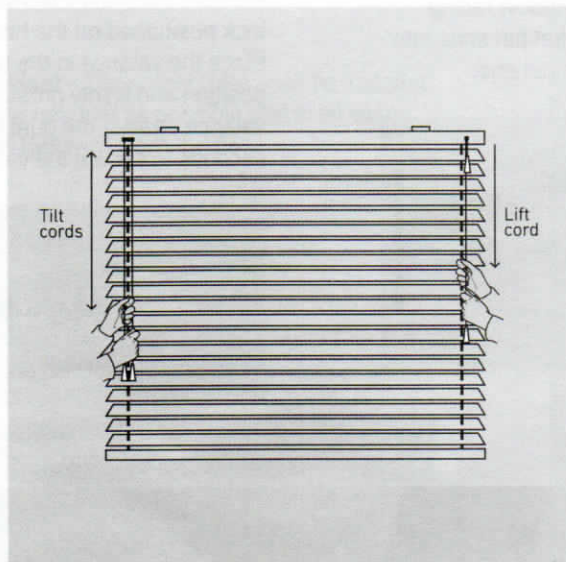
If there are any doubts that the cord condenser has not been re-attached correctly it can be tested by placing your arm between the cords and pressing downwards. The condenser should break apart with minimal force, if it does not breakaway tie cords out of reach of children and contact a reputable blind company to repair the blind.



**PLEASE READ THE INSTRUCTIONS BEFORE OPERATING THIS PRODUCT**

## OPERATION INSTRUCTIONS

**To tilt blind:** Pull on required tilt cord tassel to tilt slats to the open/closed position.



Tilt blind horizontal before raising/lowering to extend the life of the blind.

**To lower blind:** Move lift cord towards middle of the blind pulling down gently until cord lock releases.

**To raise blind:** Pull lift cord downward until blind reaches desired height.

**To lock cords:** Pull lift cord towards the outside of the blind and release. Cord will lock automatically.

## MAINTENANCE

The product is maintenance free however we recommend that regular visual checks are completed to ensure that no components have been damaged, which could result in operating difficulties and/or cause a safety risk.

If any maintenance is required we recommend that the work is carried out immediately, by a reputable blind company.



## WARNING

Young children can be strangled by loops in pull cords, chains, tapes and inner cords that operate the product.

To avoid strangulation and entanglement, keep cords out of the reach of young children. Cords may become wrapped around a child's neck. Move beds, cots and furniture away from window covering cords.

Do not tie cords together. Make sure cords do not twist and create a loop.

