

GRIP FIT ROLLER SYSTEM FULL FASCIA CASSETTE


Assembly Instructions

DEDUCTIONS FOR GRIP FIT ROLLER SYSTEM FULL FASCIA CASSETTE


CASSETTE	TUBE	LIFT METHOD	RECESS TO CASSETTE SIZE	CASSETTE SIZE TO TUBE, FABRIC & BOTTOM BAR
70mm Full Fascia Cassette	32	Chain	-22mm	-22mm
	32	Motorised	-22mm	-16mm
	35/40	Motorised	-22mm	-19mm

ASSEMBLY OF THE CASSETTE

Build up Grip Fit brackets



Insert adjustment block (0, -1, -2, -3) into LHS of base plate with 0 closest to the lip edge




Opposite base plate (RHS) will have (0, 1, 2, 3) fit adjustment block fitted with 0 closest to lip edge



Insert bracket into base plate



Insert compression pad into bracket with arrow facing up



Slide made up brackets into cassette in the neutral position and slide on bracket covers.



Once the cassette has been assembled and the Grip Fit brackets engaged then the blind can be fitted to the cassette.