

BlocOut XL

The BlocOut XL is capable of blocking light and draughts thanks to the exceptional quality of its individual components. Each part, from the brush seals to the cassette holder and aluminium frames are designed to last. BlocOut XL blinds come in a wide range of colours and patterns to suit a variety of environments and tastes.



Motorised
option
available



Curtains



BlocOut XL

Curtains trap hot air and prevent it circulating the room. This can lead to heat loss. BlocOut XL creates an energy efficient barrier that minimizes heat loss through the window and leaves radiators free to heat a room faster.


Aluminium Colour Options



White
Matt Finish


Features

Bloc Blinds incorporate a number of specially developed features that enhance the premium quality of our blinds;



Fabric Changer System

With our Fabric Changer on recess fitted you can have a sophisticated blind system with the advantage of total design flexibility when it comes to your decor.



The fabric pelmet can also be hooked on and off to compliment your fabric choice.




Cassette

The fabric which is around the barrel mechanism is completely enclosed, the siderails slot into cassette ends on installation. The barrel is a 32mm aluminium tube which has a fabric changer strip attached allowing the fabric to be hooked on and off.



Operation

The blind is operated via a Chain or motorised system. The blind pulls down through the side siderails.



P-Clip

P-Clip attached to the chain ensuring conform to European regulations on child safety.



Seal

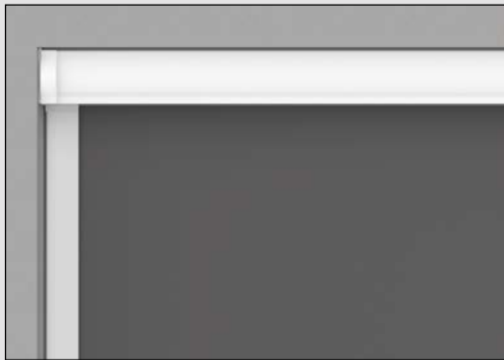
Rubber seals are attached to the bottom of the handle, when the blind is closed, they create a barrier between the blind and sill, blocking out light and reducing heat loss.



Multi Channel Remote for Motorised Blinds.

The blind can be supplied with a multi-channel remote capable of operating up to 20 blinds in each of its 15 channels.

Fitting types

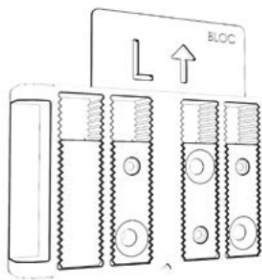


Recess Fix inside the window recess
✓ Drill Free Installation

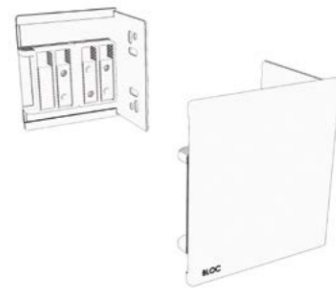


Surface Fix (Exact) outside the window recess

Fixing Components



Recess Fix
Left & right Guide Dogs
Height 70mm, Width 70mm, Depth 10mm



Surface Fix
Left & right Guide Dogs
attached to wall bracket
Height 72mm, Width 78mm, Depth 52mm

Fixing Components in position

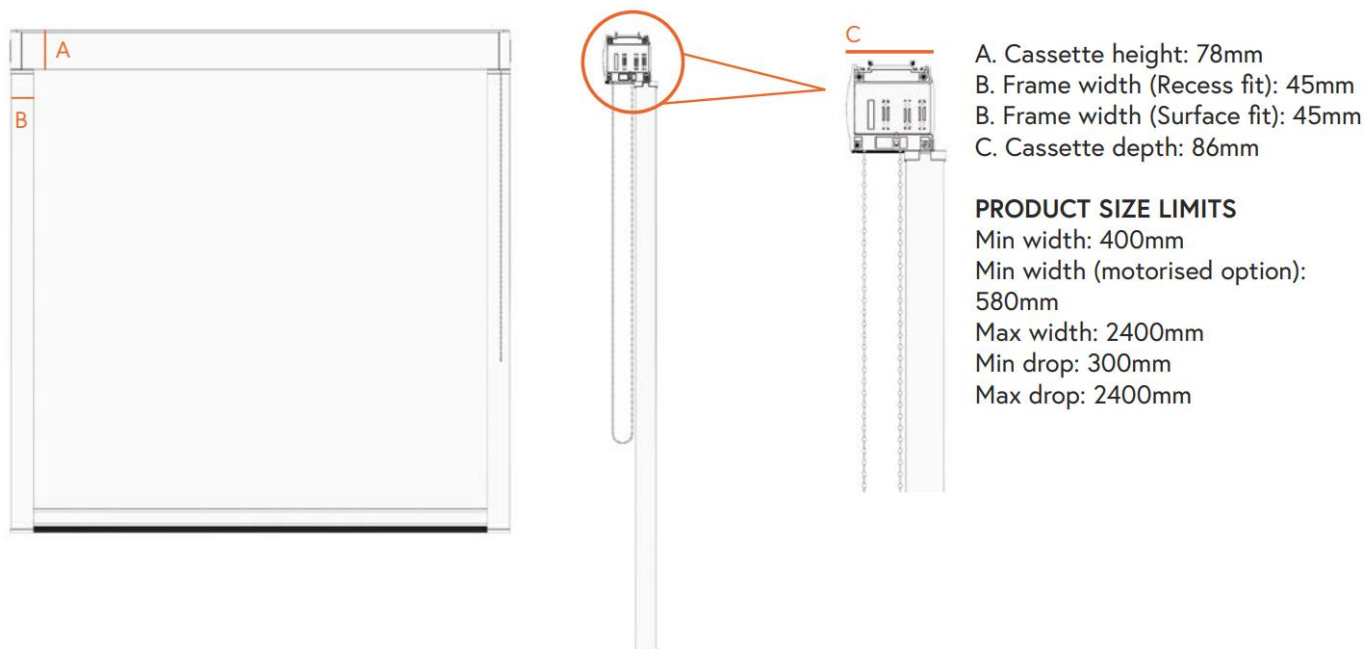


Recess Fix

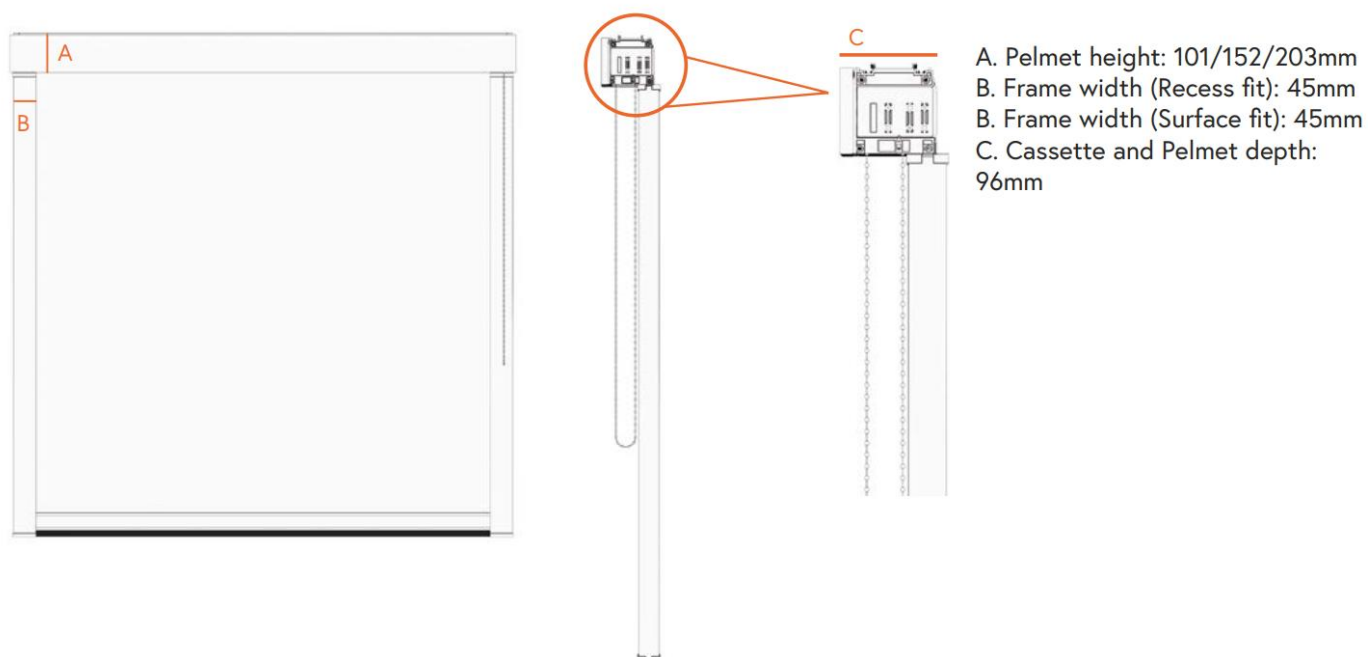


Surface Fix

Product Dimensions

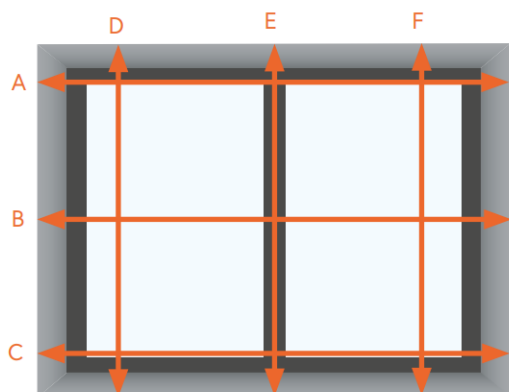


BlocOut XL with Pelmet



Product tolerance limits

To ensure correct operation and full bloc out performance the blind can only work within limited window reveal tolerances i.e., the window must be as square as possible, fitting a blind into a window recess outside of the stated tolerances will lead to poor operation, reduced bloc out performance and or product damage.



Recess tolerance

The cassette will always be made to the top width (A)

The siderails will always be made to the smallest height

The bottom width (C) Can have no more than +/- 20mm variation from the top width

The height measurements (D) (E) (F) must not have a variation of more than +/- 6mm.

Surface tolerance

The cassette will always be made to the top width (A)

The siderails will always be made to the smallest height

The bottom width (C) Can have no more than +/- 5mm variation from the top width

The height measurements (D) (E) (F) must not have a variation of more than +/- 3mm.

Product capabilities

The BlocOut XL is available in both manual and motorised, the manual version can have the chain on either the left or right and the motorised version is the right-hand side only.

The BlocOut XL has a fabric changer system which allows you to change the fabric without dismantling the blind. The fabric is attached to a flexible PVC hook which is attached to the barrel.

Fabric pelmets are available for the BlocOut XL range. It is typically covered with the same fabric as the cassette fabric and can be simply hooked on or off.

Operation

The blind is operated via a chain, motorised or Smart motorised system. The blind simply pulls down through the siderails.

Care

To keep the blind looking it's best through time the customer must ensure the product has been installed and operated securely and correctly, the fabric can be cleaned with a synthetic or feather duster and can be wiped lightly with a damp cloth.

Maintenance

All our products are manufactured using aluminium and glass reinforced nylon components, they do not present any corrosion problems in normal working environments. If there is a failure of fabric or a component, depending on which, it can be replaced without the need for a new complete blind.

Replaceable components:

Handle ends

Siderail feet

Siderails

Clutch & chain

Fabric